

hp

hidropnömak

CE
ISO 9001

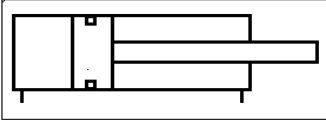
HAVA SİLİNDİRİ

PNEUMATIC CYLINDER


h_NS / h_NSY ÇELİK GÖVDE HAVA SİLİNDİRİ

MAX 16 BAR
ÇAP 32-100

CETOP RP RP 43 P



ithal boru ve krom mil



NS

SİLİNDİR KOD

NS / ÇİFT ETKİLİ

NSY / ÇİFT ETKİLİ YASTIK

SİLİNDİR
ÇAPLARI
PİSTON
DİAMETER

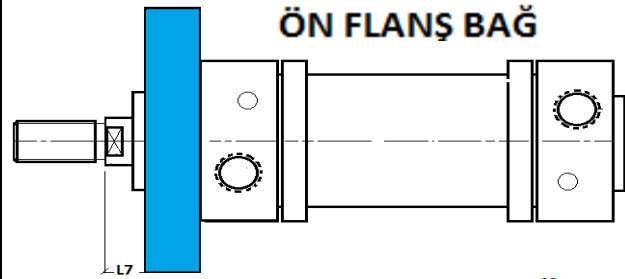
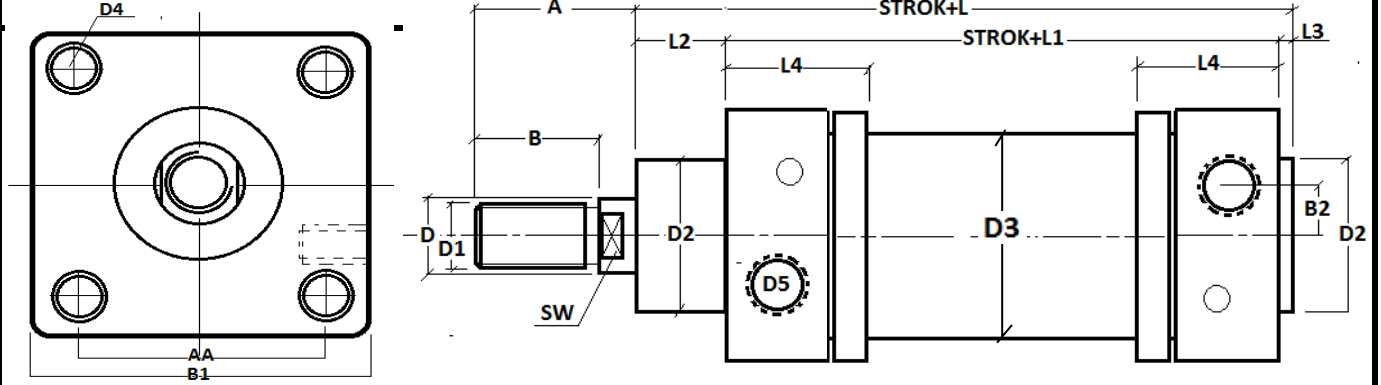
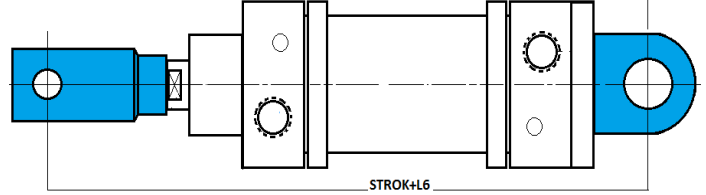
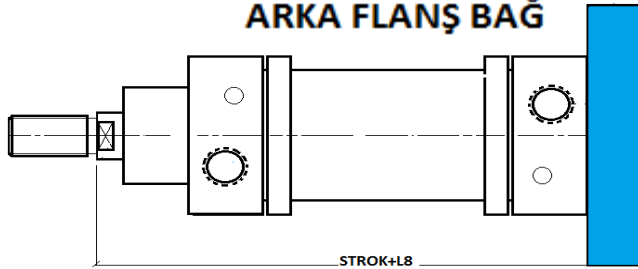
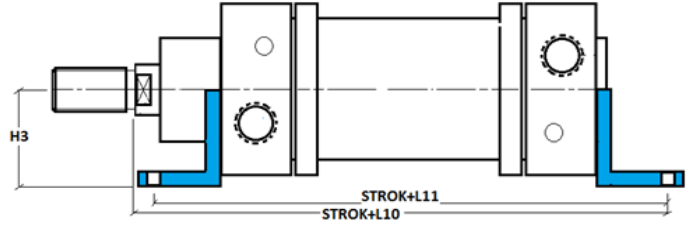
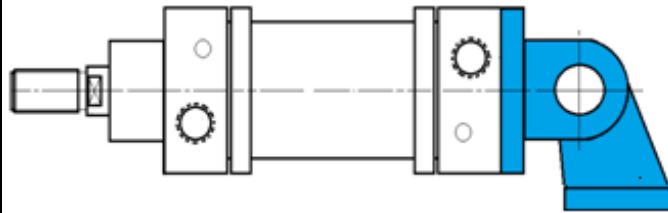
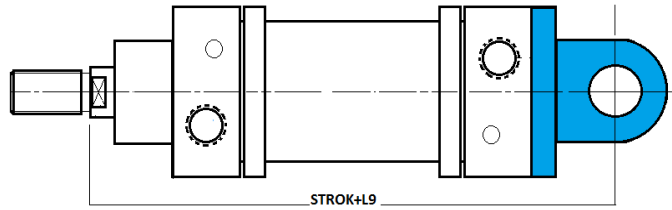
Ø 32
Ø 40
Ø 50
Ø 63
Ø 80

BAĞLANTILAR / MOUNTINGS

- FB FLANŞ BAĞLANTI / FRONT or REAR FLANGE MOUNTING
- EB EKLEM BAĞLANTI / SWİVEL FLANGE MOUNTING
- EYB EKLEM YER BAĞLANTI / SWİVEL FLANGE MOUNTING WITH CLEVIS FOOT
- ÇB ÇATAL BAĞLANTI / PİSTON RODS CLEVIS MOUNTING
- AB AYAK BAĞLANTI / FOOT CONNECTION

Ø 32-Ø 100 arası altı değişik çap

Ø 12-Ø 25 arası 70 ı krom kaplı mil

hp**hidropnömak**CE
ISO 9001**PNEUMATIC CYLINDER****h_NS / h_NSY ÇELİK GÖVDE HAVA SİLİNDİRİ****ÖN ÇATAL ARKA EKLEM BAĞ****ARKA FLANŞ BAĞ****AYAK BAĞ****ARKA EKLEM YER BAĞ****ARKA EKLEM BAĞ**

	AA	A	A1	A2	B	B1	B2	B3	B4	B5	C	C1	C2	C3	D	D1	D2
h-NS 32	33	28	64	77	20	45	5	45	26	32	8	22	4	10	12	M 10X1,25	30
h-NS 40	40	34	72	90	24	54	5	52	28	36	9	25	5	10	16	M 12X1,25	35
h-NS 50	48	44	90	110	32	65	12	60	32	45	10	27	6	12	20	M 16X1,5	40
h-NS 63	60	44	100	125	32	80	13	70	40	50	11	35	6	15	20	M 16X1,5	42
h-NS 80	71	54	126	154	40	96	16	90	50	63	12	38	8	18	25	M 20X1,5	48
h-NS 100	94	54	150	186	40	126	16	110	60	75	14	43	8	18	25	M 20X1,5	52

hp

hidropnömak

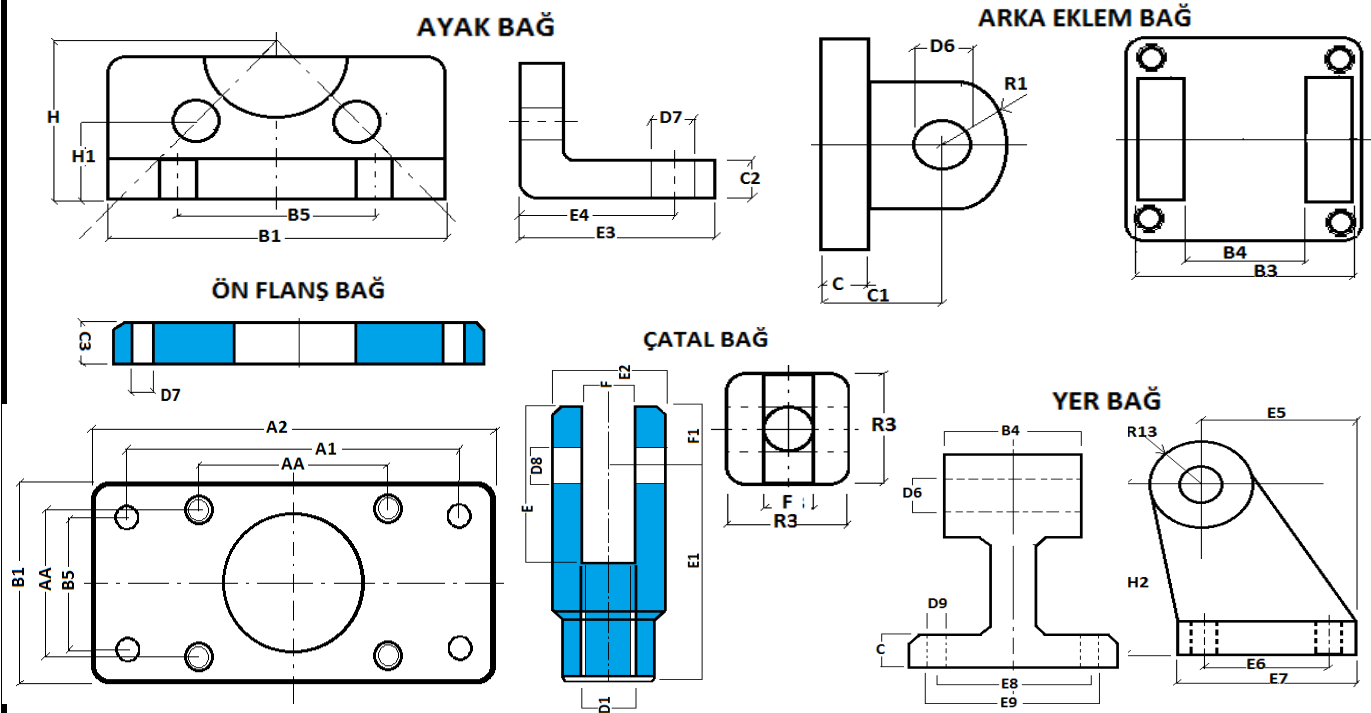
CE

ISO 9001

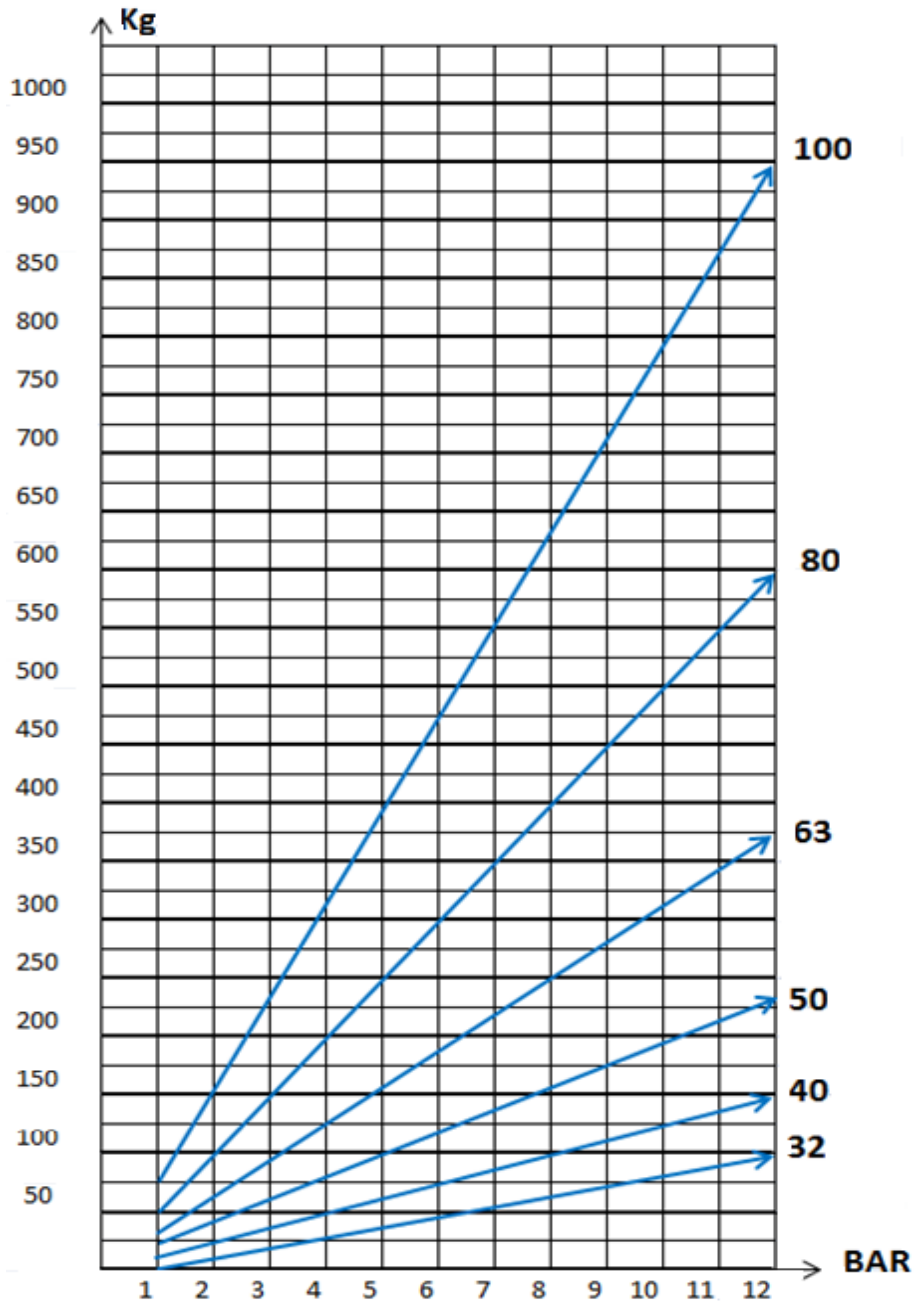
	D3	D4	D5	D6	D7	D8	D9	D10	D11	E	E1	E2	E3	E4	E5	E6	E7
h-NS 32	36	M 5	R" 1/8	10	7	10	6	12	19	32	40	20	32	24	27,5	18	31
h-NS 40	45	M 5	R" 1/4	12	9	12	6	16	20	38	48	24	38	28	30,5	22	35
h-NS 50	55	M 6	R" 1/4	12	9	16	7	16	25	51	64	32	42	32	40,5	30	45
h-NS 63	68	M 6	R" 3/8	16	9	16	7	20	25	51	64	32	50	35	44,5	35	50
h-NS 80	86	M 8	R" 3/8	16	11	20	9	20	30	65	80	40	60	43	57	40	60
h-NS 100	107	M 8	R" 1/2	20	13	20	9	25	32	65	80	40	57	43	65	50	70

	E8	E9	F	F1	F2	F3	F4	F5	H	H1	H2	H3	L	L1	L2	L3	L4	L5
h-NS 32	38	51	10	12	50	54	74	21	24	14	32	31	114	94	16	4	36,5	12,5
h-NS 40	41	54	12	14	63	67	95	24	25	13	36	33	131	105	20	5,5	38	12
h-NS 50	50	65	16	19	75	79	107	28	32	13,5	45	38	136	106	25	5	41	12
h-NS 63	52	67	16	19	90	94	130	28	36	16	50	46	149	114	28	7	41	12
h-NS 80	66	86	20	25	110	114	150	33	47	18,5	63	54	164	124	34	6	47	12
h-NS 100	76	96	20	25	132	136	182	38	54	22	71	69	181	134	40	7	51	16

	L6	L7	L8	L9	L10	L11	L12	R1	R2	R3	SW
h-NS 32	180	14	128	140	142	142	65	10	10	20	10
h-NS 40	209	20	146	161	162	162	69	13	11	24	13
h-NS 50	234	25	155	170	170	170	79	16	13	32	17
h-NS 63	253	25	169	189	184	189	87	18	15	32	17
h-NS 80	290	30	190	210	210	215	98	18	15	40	22



İTME KUVVETİ



Vertical line with a small yellow mark at the top.



